


## Virtual Field Trip

**Take your students on a free virtual field trip to the Fort Museum!**

The Fort Museum invites teachers to take their students on a virtual field trip. We hope to see you back at the museum soon for our regular school program “The March of the Redcoats”, but in the meantime you can visit the museum through our virtual field trip!

### What happens during the virtual field trip?

The field trip is an all-access pass inside the Fort Museum. Your students will virtually walk through the museum and have a 360° view of the museum’s displays. They will walk the boardwalk to the transportation building, ranching building, dispensary and chapel. They will step inside our two historic buildings: the Kanouse trading cabin and the Haultain law office. Finally, students will climb to the top of our blockhouses for an aerial view of the museum.



The museum can be explored as a class or individually!

Follow this link to begin the virtual field trip: <https://onthisspot.ca/virtual/fortmuseum/>

Click on the arrows to move and zoom using the mouse scroller

### What resources are available?

The activity sheets will help students learn about the North West Mounted Police, First Nations, and the museum’s two historic buildings. Students will be challenged to look carefully within



the museum for artifacts and think creatively about what they have found. The activity sheets may be copied for non-commercial use (personal classroom or home use) and must not be altered.

Please note: all of the activity sheets can be completed using only the virtual museum. Teachers can access historical content (<https://onthisspot.ca/cities/fortmacleod>) but this content is not required for the activities.

### **My students enjoyed the virtual field trip!**

If your students enjoyed the field trip then we hope you'll consider making a donation to the museum. We are a not-for-profit organization dedicated to preserving history and providing public programming. While this program is free of charge, we hope you'll consider a donation so that we can offer more programming in the future. Donations can be made through our website or by contacting us directly.

### **Attendance**

We would appreciate a quick email to let us know how many students were able to visit the museum virtually and their grade. Please contact us at [info@nwmpmuseum.com](mailto:info@nwmpmuseum.com).

### **The March of the Redcoats**

The Fort Museum offers a school program in May and June called "The March of the Redcoats". This three-hour program includes a live theatre play followed by interactive scenarios with our talented actors. Students learn about the March West, the relations between the NWMP and First Nations, and the effects of the whiskey trade.



© The Fort Museum  
Fort Macleod, Alberta  
403-553-4703  
[info@nwmpmuseum.com](mailto:info@nwmpmuseum.com)  
[www.nwmpmuseum.com](http://www.nwmpmuseum.com)

## Red River Carts


☐ Find the Red River cart in the museum

What colors are the folded artifacts inside the cart? \_\_\_\_\_

Fill in the blanks below using these words:

**October   grease   hungry   prairie   Mounted   difficult   supplies   mud   River**  
**miles   rawhide   water   illegal   first   wood   thirsty   July   114   officers**

There were \_\_\_\_\_ Red River carts used to carry \_\_\_\_\_ on the March West. The entire cart is made out of \_\_\_\_\_ and leather and would make a terrible squeal but \_\_\_\_\_ was not used since it would collect dirt and slow the cart. When the cart broke on the trail, repairs were made using wood and \_\_\_\_\_ straps to bind it together. The carts were strong and the tall wheels made it able to pull through \_\_\_\_\_ and could be removed for the cart to float across \_\_\_\_\_.



There were 275 Mounties from the North West \_\_\_\_\_ Police (NWMP) that left Fort Dufferin, Manitoba on \_\_\_\_\_ 8<sup>th</sup>, 1874 and marched over 850 \_\_\_\_\_ west across the Canadian \_\_\_\_\_. Their goal was to establish a NWMP post, create law and order in the west, stop the \_\_\_\_\_ whiskey trade, and develop a good relationship with the First Nations people. The trek was \_\_\_\_\_ with unsuitable clothing, sickness and horses dying. The \_\_\_\_\_ would often be \_\_\_\_\_ since the field kitchens travelled at a slower pace and \_\_\_\_\_ since much of the prairie water was not fit to drink.

They arrived at the Oldman \_\_\_\_\_ near present-day Fort Macleod, Alberta on \_\_\_\_\_ 13<sup>th</sup>, 1874 and began establishing the \_\_\_\_\_ NWMP post.

Imagine you are on the March West and write a letter home describing your experience.

\_\_\_\_\_, 1874

---

---

---

---

---

---

---

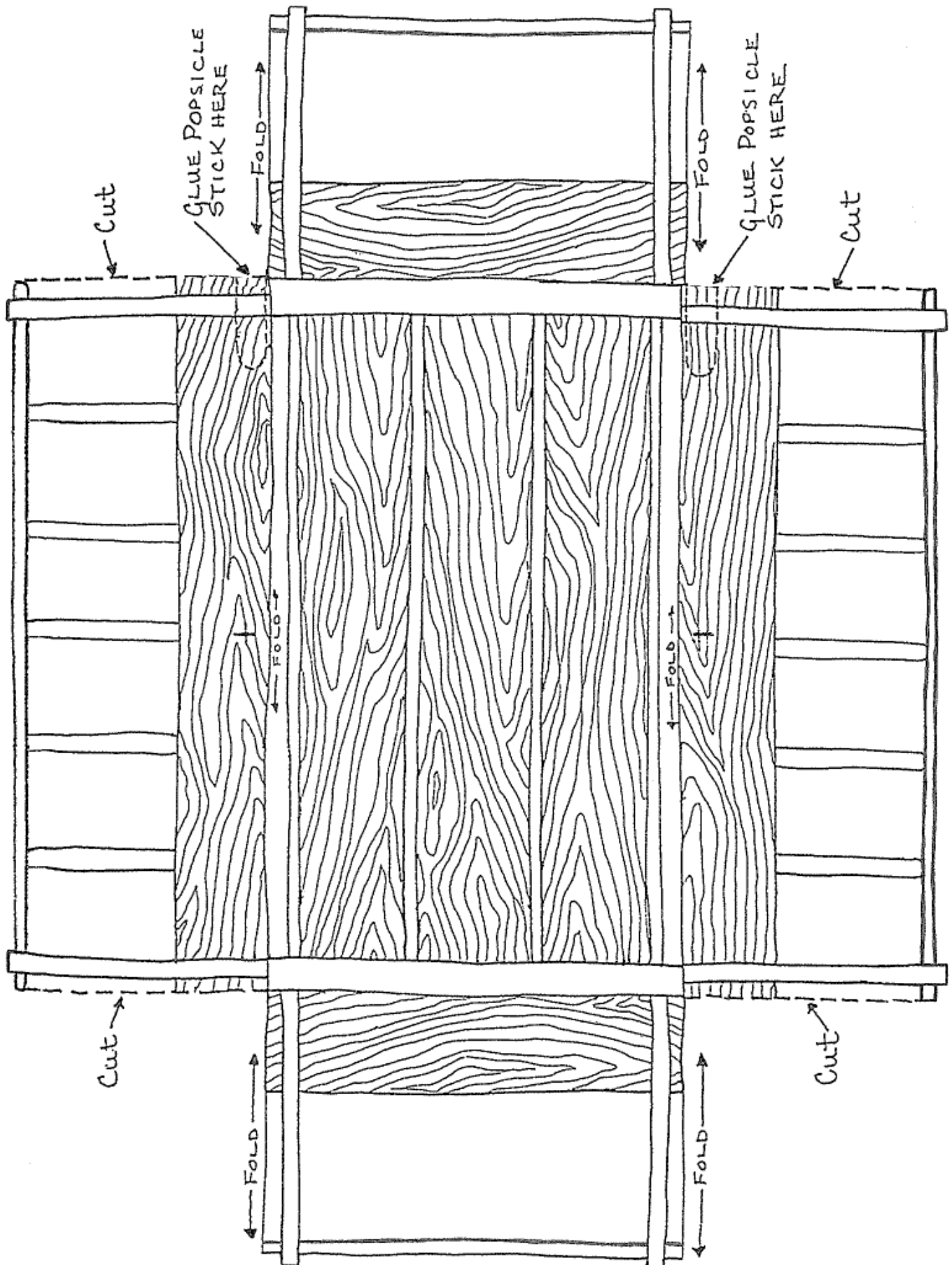
---

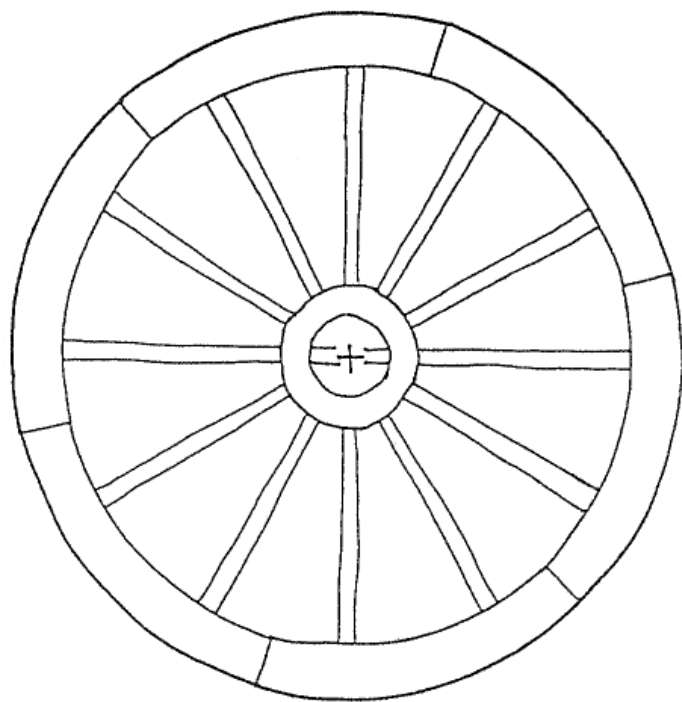
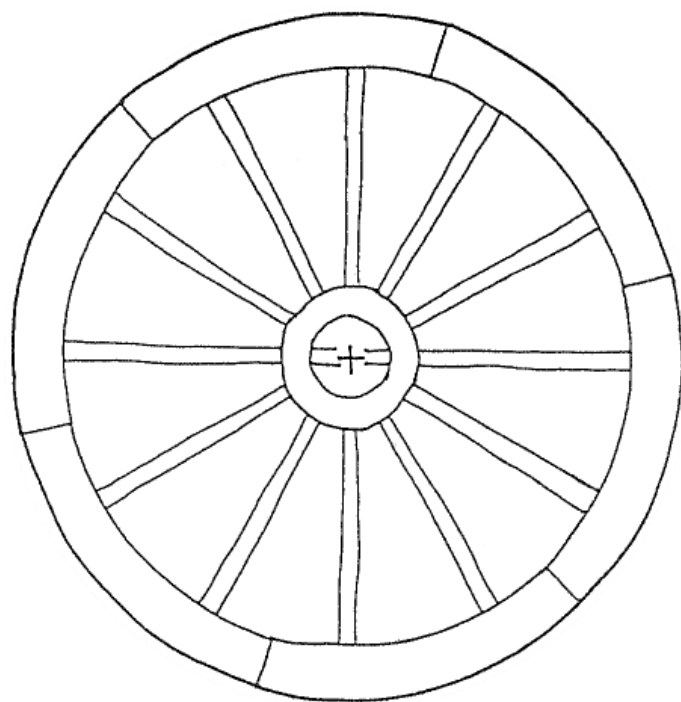
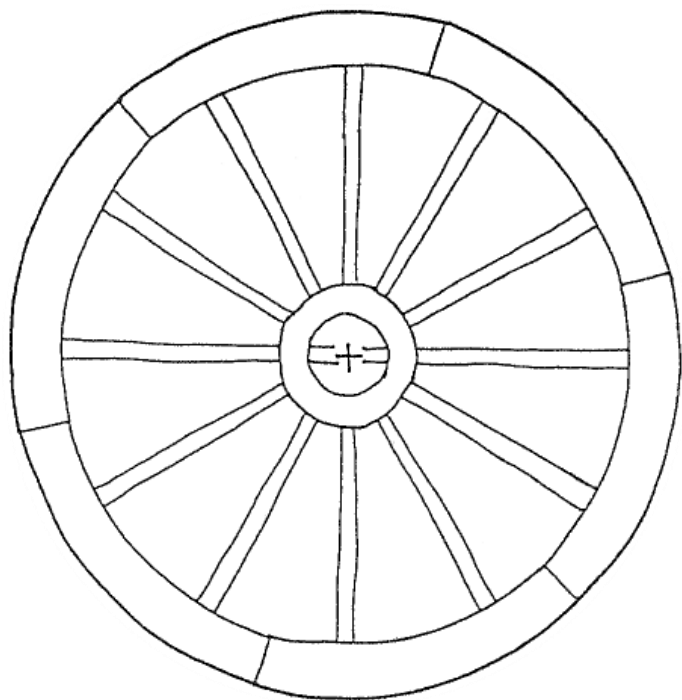
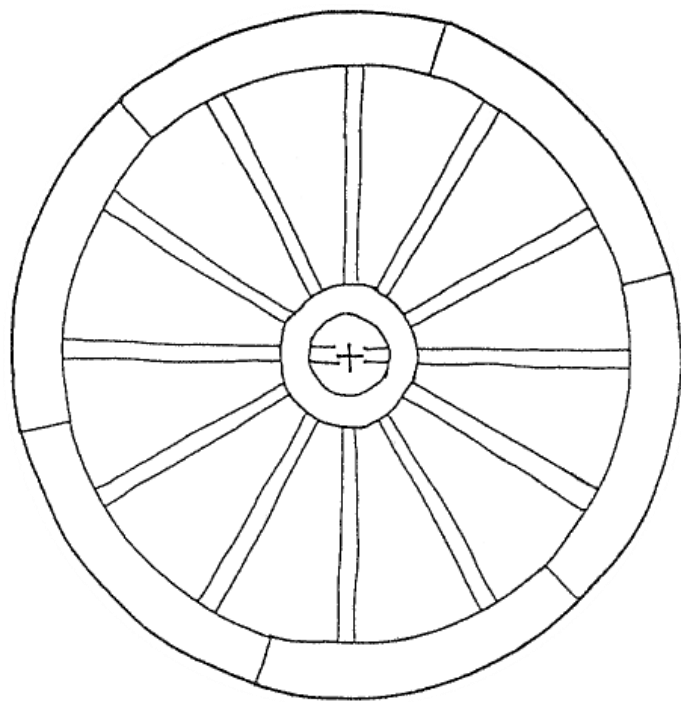
From Officer \_\_\_\_\_



### Build a Red River Cart

- 1) Color & cut out cart box & 2 wheels
- 2) Cut & fold on marked lines
- 3) Glue flaps to inside of cart box
- 4) Attach wheels with 2 brass fasteners at marked dash
- 5) Glue 2 popsicle sticks to front of cart






## NWMP Uniforms

The NWMP officers and their horses wore uniforms. Explore the museum to find uniform pieces. Use this information to match the items to their description and color the picture.

- |                       |                          |
|-----------------------|--------------------------|
| 1. _____ Forage Cap   | 8. _____ Horse           |
| 2. _____ Serge Jacket | 9. _____ Saddle          |
| 3. _____ Haversack    | 10. _____ Saddle Blanket |
| 4. _____ Waistbelt    | 11. _____ Breast Collar  |
| 5. _____ Trousers     | 12. _____ Bridle         |
| 6. _____ Boots        | 13. _____ Neck Rope      |
| 7. _____ Gloves       | 14. _____ Lance          |

- Black leather, square cut top, spurs attached
- Used in Musical Ride, red flag above white flag
- Scarlet, wool, gold badges of rank on sleeves
- Leather, reins & bit for directing horse
- White, flared cuff over serge
- Brown leather, brass buckle, worn over serge
- Dark blue, gold ribbon on side, thin chinstrap
- White, tied around neck
- Bay, brown with black legs, mane & tail
- Brown leather, wooden stirrups
- White, strap over shoulder
- Brown leather, NWMP crest in centre, attached to saddle
- Dark blue, yellow stripe on side seam
- Dark blue, yellow trim, yellow letters MP on corner (*hint: find this item in the museum to properly draw the letters on the uniform*)



The NWMP officers had a challenging job but they also enjoyed many of their responsibilities.

Choose a career that interests you: \_\_\_\_\_

What would you enjoy about this career? \_\_\_\_\_

What would be challenging? \_\_\_\_\_

Draw the uniform you would wear

Draw the transportation you would use

## First Nations History

- ☐ Find the building with First Nations artifacts at the museum

The horse travois was used for transportation by First Nations. It was made of two long poles that dragged behind the horse, with a framework to carry their tipi cover and household goods.

- ☐ Find the horse travois in the museum (*hint: the travois is shaped like a triangle*)

Name 4 items that the First Nations may have carried on the travois:

\_\_\_\_\_

Fill in the blanks below using these words:

<i>peacefully</i>	<i>met</i>	<i>culture</i>	<i>1877</i>	<i>chief</i>	<i>protect</i>
<i>respect</i>	<i>Crowfoot</i>	<i>sign</i>	<i>dedicated</i>	<i>NWMP</i>	<i>people</i>

Isapo-Muxika, commonly known as \_\_\_\_\_, was \_\_\_\_\_ of the Siksika (Blackfoot) Nation. He \_\_\_\_\_ his life to the welfare of his people. Shortly after the \_\_\_\_\_ arrived at present-day Fort Macleod, he \_\_\_\_\_ with Colonel James Macleod and they developed great \_\_\_\_\_ for each other as leaders of their \_\_\_\_\_. Chief Crowfoot wanted his people to prosper and co-exist \_\_\_\_\_ with the new settlers. He was the first chief to \_\_\_\_\_ Treaty 7 on September 22, \_\_\_\_\_ and saw it as a way to \_\_\_\_\_ First Nations people and \_\_\_\_\_.




- ☐ Find an artifact with a flower beadwork pattern

Name 4 pieces of clothing that have beadwork on them:

\_\_\_\_\_

The First Nations artifacts showcase the skill and artistry of the First Nations of Alberta. They were created by talented artists who gathered inspiration from their culture and nature. Create your own beadwork design using the beads below.



What inspired your design? \_\_\_\_\_

What piece of clothing would you put this beadwork design on? \_\_\_\_\_

## Kanouse Trading Cabin

- ☐ Find the cabin with the sod roof at the museum

Name 4 artifacts inside the cabin that you also have inside your house:

Pick one of these artifacts and describe how it is different from the one at your house:

- ☐ Find the pitcher and bowl inside the cabin

Why was this needed?

- ☐ Find the trading post inside the cabin

Name 4 items that officers may have traded for in 1883:

Fill in the blanks below using these words:

<i>trading</i>	<i>insects</i>	<i>Fred</i>	<i>warm</i>	<i>officers</i>	<i>root</i>	<i>soddies</i>
<i>cool</i>	<i>oldest</i>	<i>day</i>	<i>prairies</i>	<i>cards</i>	<i>damp</i>	<i>maintenance</i>

Sod roofs were often called \_\_\_\_\_ and were used since wood was scarce on the \_\_\_\_\_ and expensive. The grass had a thick \_\_\_\_\_ structure that held the sod together.



The sod roof provided good insulation since it kept the building \_\_\_\_\_ in the summer and \_\_\_\_\_ in the winter. Unfortunately, they became very \_\_\_\_\_ and it was said that for every \_\_\_\_\_ it rained outside, it rained two inside. The roofs were home to many \_\_\_\_\_ and needed frequent \_\_\_\_\_.

This is the \_\_\_\_\_ building in Fort Macleod and was built in 1883. \_\_\_\_\_ Kanouse lived in one side of the cabin and had a \_\_\_\_\_ post on the other side. NWMP \_\_\_\_\_ would often play \_\_\_\_\_ at this cabin.

Draw the Kanouse cabin with the museum's pygmy goats, Flip & Pearl, eating grass on the roof!



## Haultain Law Office

- ☐ Find the Haultain law office at the museum

What year did Frederick Haultain build his law office on this original site? \_\_\_\_\_

Frederick Haultain lived from the year \_\_\_\_\_ to \_\_\_\_\_ (hint: find the plaque)

Fill in the blanks below using these words:

<b>Alberta</b>	<b>Fort</b>	<b>first</b>	<b>Frederick</b>	<b>politician</b>	<b>creation</b>
<b>responsible</b>	<b>lawyer</b>	<b>Territories</b>	<b>law</b>	<b>building</b>	<b>Saskatchewan</b>

\_\_\_\_\_ W.G. Haultain was a \_\_\_\_\_ and \_\_\_\_\_. He moved to \_\_\_\_\_ Macleod, which was then part of the North-West \_\_\_\_\_, and began his \_\_\_\_\_ practice in this \_\_\_\_\_ while living in the other side. He served as the \_\_\_\_\_ premier of the North-West Territories from 1897-1905. He was a leader for the development of \_\_\_\_\_ government and contributed to the \_\_\_\_\_ of the provinces of \_\_\_\_\_ and \_\_\_\_\_.



- ☐ Find the bookshelf in the law office

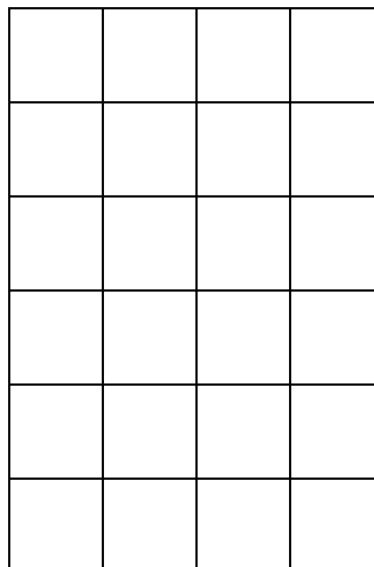

What do you think the books were about? Create three titles for books that may have been on

F.W.G Haultain's Bookshelf: 1) \_\_\_\_\_  
2) \_\_\_\_\_  
3) \_\_\_\_\_

- ☐ Find F.W.G Haultain's safe


What do you think he may have stored in the safe? \_\_\_\_\_

This portrait of F.W.G. Haultain is located in the museum's archival collection. The collection is stored in a temperature and humidity-controlled area for preservation. Draw the portrait using the gridlines as a guide.



## NWMP History

Complete the crossword puzzle and word search using the Mountie's list of words!



### Across

- The North \_\_\_\_\_ Mounted Police marched from Fort Dufferin, Manitoba to present-day Fort Macleod, Alberta in 1874.
- Colonel \_\_\_\_\_ Macleod was Assistant Commissioner for the NWMP.
- Jerry Potts was a guide and \_\_\_\_\_ for the NWMP.
- Frederick \_\_\_\_\_ was a lawyer in Fort Macleod.
- A \_\_\_\_\_ was the highest rank in the NWMP.

### Down

- Fred Kanouse operated a \_\_\_\_\_ post in Fort Macleod.
- There were 114 Red \_\_\_\_\_ carts used on the March West.
- In 1904 the NWMP were given the title \_\_\_\_\_ and became the RNWMP.
- Fort Macleod was the \_\_\_\_\_ NWMP outpost.
- \_\_\_\_\_ was chief of the Siksika Nation.
- The \_\_\_\_\_ Ride gave Mounties a break from the daily drills and routine duties.

P	S	F	L	S	T	S	E	W	N	H	A	U	L	I	G	R	P	W	J	R	C	A	J	N	I
M	I	W	C	E	R	N	D	K	W	R	E	T	E	R	P	R	E	T	N	I	R	E	A	I	R
U	E	M	R	I	I	C	P	Q	M	G	S	J	R	G	A	M	E	S	R	O	O	A	M	A	O
S	C	U	O	S	V	W	R	O	Y	A	L	I	A	J	N	T	R	R	F	O	W	T	E	T	C
I	N	S	W	E	N	R	L	O	O	E	U	M	N	C	M	I	O	A	I	P	N	I	F	L	N
Y	I	I	F	W	R	E	C	N	W	R	T	A	W	R	A	A	D	R	X	Y	G	P	O	U	A
A	D	C	R	I	V	T	R	F	I	F	G	J	M	I	J	I	A	A	S	M	S	E	M	A	J
N	A	A	H	R	F	W	H	M	K	J	O	P	G	V	R	Z	L	F	R	L	P	Y	J	H	A
T	R	L	I	C	O	M	M	I	S	S	I	O	N	E	R	F	O	R	E	T	E	X	N	A	S
H	T	N	M	W	E	S	K	T	A	G	E	A	T	R	Y	T	E	R	A	O	F	W	V	R	C
T	O	N	H	U	D	S	N	I	N	T	E	R	P	R	E	T	E	A	T	S	R	I	F	I	O
R	I	V	A	R	N	L	T	M	W	E	S	D	I	N	F	I	R	Y	I	L	A	C	I	M	R



## Bingo Scavenger Hunt

When you find five artifacts in a row (vertical, horizontal or diagonal) say Bingo!  
For a challenge, complete a Bingo coverall by finding all of the artifacts

<b>B</b>	<b>I</b>	<b>N</b>	<b>G</b>	<b>O</b>
Musical Ride Lance	Cannon	Saddle	Bowling Pin	Stove
X-Ray Machine	Feather	Flag	Bear Fur Coat	Licence Plate
Curling Rock	Quilt		June Calendar	Beaded Gloves
Candle	Moccasins	Bucket of Lard	Lantern	Antlers
Picnic Basket	Wheelchair	Organ	Haultain's Safe	Sword

When you find five artifacts in a row (vertical, horizontal or diagonal) say Bingo!  
For a challenge, complete a Bingo coverall by finding all of the artifacts

<b>B</b>	<b>I</b>	<b>N</b>	<b>G</b>	<b>O</b>
Paintbrush	Rolling Pin	Kettle	Dress	Stained Glass Window
Anvil	Scarf	Umbrella	Incubator	Horse Travois
Mirror	Gravestone		Towel	Typewriter
Bag of Sugar	Billiard Ball	Arrowhead	Motorcycle Sidecar	Ambulance
Cod Liver Oil Capsules	Stetson Hat	Rifle	Snowshoes	Bear Rug